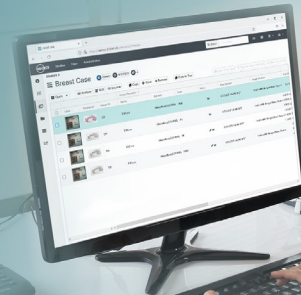




HALO LINK

COLLABORATIVE IMAGE MANAGEMENT



HALO Link combines image management with HALO image analysis and takes it to the web to allow **secure anywhere, anytime access** to study data, slides and analysis results.

With support for almost every digital slide format on the market including multi-channel fluorescence, HALO Link is the perfect solution for multi-user HALO installations, large labs/ departments, core facilities, contract research organizations or any other organization that need to securely manage and share slides and analysis data.

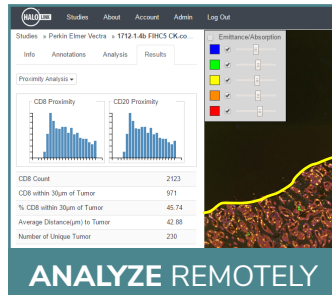
For more info visit www.indicalab.com/halo-link



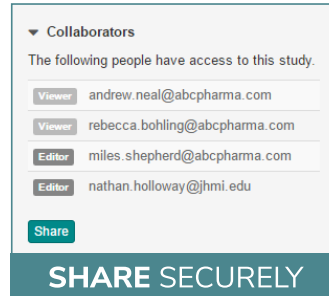
What can HALO Link do for you?



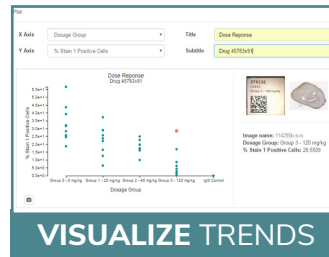
Organize slides into studies with a uniquely flexible design through customizing study fields, automatically importing metadata using barcodes, and integration with LIS systems or other databases.



Full integration with HALO® allows users to analyze slides remotely and view HALO analysis results and markups anywhere, anytime.



Securely share pathology images and study data with colleagues inside or outside of your organization by assigning user and study-specific access controls, and collaborate in real-time with integrated slide conferencing.



Create scatterplots from analysis results for all slides in a study to visualize data trends and perform quality control.